

## Five rules for exam technique

1. Read the question twice

'Read once... then read it again to make sure you know what it says'

2. Underline any command words and key information you see in the question, that's what you need to answer

Membranes contain a variety of proteins. Some of these proteins are combined with carbohydrates to form glycoproteins.

Describe the functions of glycoproteins in the cell surface membrane.

Here are some of the common command words. Try to match up the command word with the appropriate definition:

<u>Command word</u>	<u>What to do</u>
<b>Give/name/state</b>	Work out the solution to a mathematical problem
<b>Describe</b>	Give a brief one/two-word answer/short sentence
<b>Explain</b>	Write out the main points in a topic
<b>Outline</b>	Use your scientific knowledge to work out what the answer might be
<b>Suggest</b>	Write about the advantages and disadvantages of something
<b>Discuss</b>	Give reasons or causes for something
<b>Calculate</b>	Write about what somethings like in detail

3. Look at the number of marks available - that tells you how much information you need to include.

- A question worth 2 marks means the examiner wants a short straight forward answer involving two key things.

- A question worth 6 marks will be expected to have a much longer answer and it will be marked using levels (based on quality). For the highest level you need to give answers, explain them and give examples to back it up.

4. Use the space given as a guide for how much to write.  
' If you've left a lot of space/line, you've probably left a lot of answers out.'
5. For longer questions take time to think and plan your answers (spider diagrams, flow charts, key words)


If appropriate look over and think about whatever key words or data you have before trying to answer

### Cornell Notes


Writing notes pointers -

Research, reading and note making are essential skills for level Chemistry study. For the following task you are going to produce 'Cornell Notes' to summarise your reading.

1. Divide your page into three sections like this



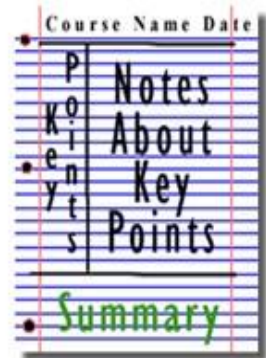
2. Write the name, date and topic at the top of the page



3. Use the large box to make notes. Leave a space between separate idea. Abbreviate where possible.



4. Review and identify the key points in the left hand box



5. Write a summary of the main ideas in the bottom space

