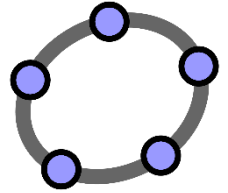


# Year 12 Further Maths Summer Work (Task 2 of 2)

## **Task 2:**

Complete an investigation in Geogebra and familiarise yourself with this tool as we will be using it throughout the next couple of years. Use this opportunity to explore the things Geogebra has to offer.



The next two slides show you the functions available on Geogebra Classic.

Look through these slides then complete the instructions for the activity that follows.

Your aim is to familiarise yourself with Geogebra and some of its functionalities.

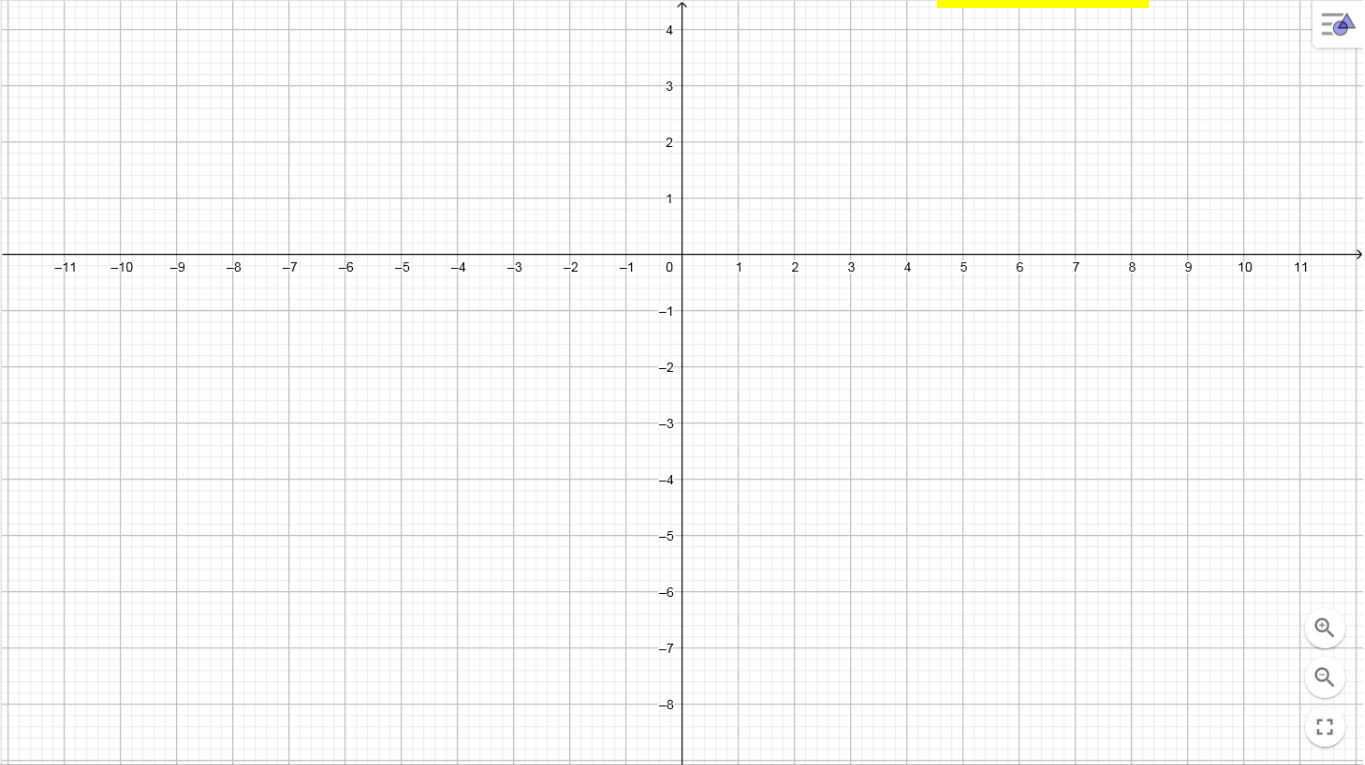
[To access Geogebra Classic, click here](#)


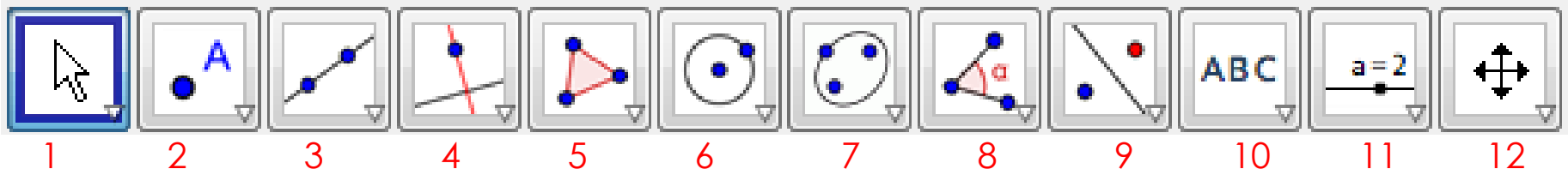


UNDO →



+ |

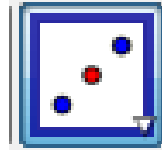




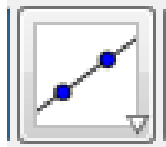
Moves an object



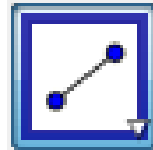
New point



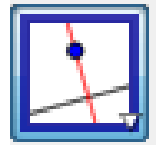
Midpoint or centre



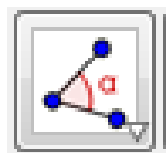
Line through 2 points




Line segment between 2 points



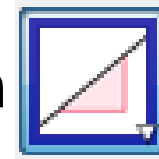
Perpendicular Line



Angle




Distance or length



Slope



Area



Move graphics view

1. Plot the point  $A(-3,-4)$  showing its coordinates
2. Plot the point  $B(8,-4)$ , then draw the line segment  $AB$
3. What is the equation of line  $AB$ ?
4. Plot the point  $C(8,2)$ , then draw the line segment  $BC$
5. What is the equation of line  $BC$ ?
6. Measure angle  $ABC$ ?
7.  $AB$  is \_\_\_\_\_ to  $BC$
8. Plot the point  $D$  to complete the rectangle. State the coordinates of  $D$  ( \_\_\_\_\_, \_\_\_\_\_ ).

8. Find E the mid-point of CD. State the coordinates of E ( \_\_\_\_ , \_\_\_\_ )
9. Draw the line EF perpendicular to DC 4 units long.
10. Draw the line segments DF and CF. Find the length of DF \_\_\_\_\_
11. Measure angle EDF = \_\_\_\_\_
12. Measure angle DFC = \_\_\_\_\_
13. Find the area of triangle CDF = \_\_\_\_\_
14. Make the picture a house by adding a door and 2 windows then hide the grid. You can change the colours of shapes if you like.
15. Save the Geogebra document, print it off and bring it to your first Further Maths lesson showing all the calculations that you have been asked for.