



QUOD POTES TENTA
STRIVE TO YOUR UTMOST

Year 10 Information Evening

**Bullers Wood School for Girls
Thursday 28th September 2023**

BULLERS WOOD SCHOOL

GCSE INFORMATION EVENING

YEAR 10



Welcome...

Welcome to our Year 10 GCSE Information Evening. We hope that this booklet combined with what you hear tonight will help you gain a greater insight and understanding of your child's GCSE revision demands and preparation, as well as the support available in school.

The members of staff present tonight are happy to help with any queries you may have about your child's courses, progress and work.

Please use this booklet as a reference guide for revision, important deadlines and key dates for your diary. Contained within are the details of the Year 10 team and, at the end, details of every exam subject that students study in years 10 and 11. We aim to give you the best advice possible and hope that you find this booklet and evening helpful and supportive.

Key dates for your diary

(Full term dates can be found on our website)

Duke of Edinburgh Bronze Practice Walk: Saturday 16th March 2024

Year 10 Parents' and Carers' Evening: Thursday 25th April 2024

Duke of Edinburgh Bronze Qualifying Expedition: 16th, 17th and 18th May 2024

Year 10 Mocks: Wednesday 12th – Friday 21st June 2024



Some revision websites/ apps

For all subjects- Seneca and SAM Learning (there are links to both on the school website)

Maths - Maths Watch, Maths Genie, Corbett Maths

English - Mr Bruff on YouTube

Science - Cognito, Physics and Maths Tutor

RS - Questioning Education

Languages – Kerboodle, languagesonline.org.uk, linguascope.com, bbcbitesize.co.uk

Revision timetable

Planning ahead when and what you are going to revise reduces the number of decisions you need to make every day and will reduce the risks of you not revising. Don't leave it till the last minute!

- ▶ Plan ahead
- ▶ Start now in Year 10!
- ▶ Prioritise the subjects you feel less confident with
- ▶ Create your own revision routine
- ▶ Keep it realistic - 45 minutes of revision at a time then a break
- ▶ Include breaks and time to relax and treat yourself once you have completed the revision for the day/ afternoon



Use the blank timetable in this booklet to plan your revision.

How can parents/carers help at home?

We understand that Year 10 and 11 from a parent or carer's point of view can be confusing and frustrating so we have thought about some useful hints and tips that might make this period easier for you.

Keep a list of Key Dates handy

Write on a calendar at home any dates that affect your child. In this booklet we have supplied you with basic key dates for the rest of this year; write these down at home and display them in an area you can both see. Check this regularly to see what is coming up next.

Supply a quiet study area for your child

Having somewhere quiet to study makes a huge difference to concentration levels and improves standards of homework and grades.

Communicate regularly about school

It can be difficult to fit in a discussion about school at the end of the day, but try to talk about what's going on during your child's school day.

Embrace Modern Technology

Technology has revolutionized the way students study but has also created obstacles to it. Try to make sure when homework or revision is being done online, that it is work being completed and not two hours on social media. Parental controls can be put in place by your internet service provider at your request. This can ensure that social networking can be stopped during crucial homework or study time at home. However, apps and websites are also the first choice for many students to access useful revision and study resources.

Communicate with us

Please communicate with us at school: if you have any questions or issues that you would like to raise with us, use the contact list at the back of this booklet. This will put you in touch with any of the KS4 team who are directly in communication with students and other staff so we can help you as best we can.

Keep calm

Even at times of great stress, if you remain calm, your child will. Try not to get angry as this can raise stress levels and make the situation more volatile. Staying calm can keep you in control of the situation and help you come to a reasonable solution more quickly and easily.

Be supportive

Help your child with small tasks so they can cope with bigger tasks or large pieces of work. For example, by making sure they have the right equipment for school, revision and exams; by supplying regular juice and snack breaks; by offering help with small chunks of revision and testing knowledge.

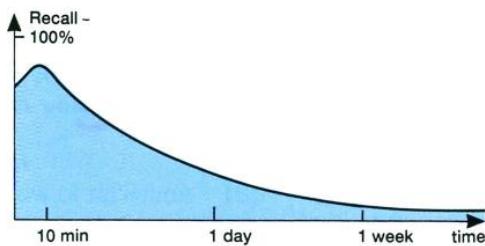
Revision

In order to revise effectively, you have to think hard. Thinking hard is tiring. Therefore, when you revise, you should choose a time when find it easiest to focus. This should be a time when you are well-rested and when you are used to working.

How often should you revise?

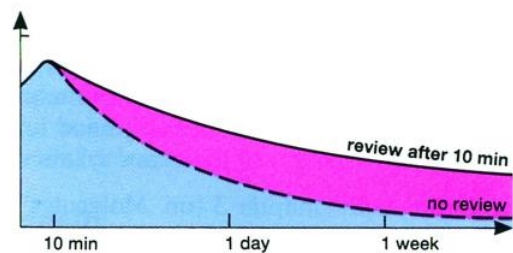
This graph shows how much your brain can recall later.

It rises for about 10 minutes ...and then falls.



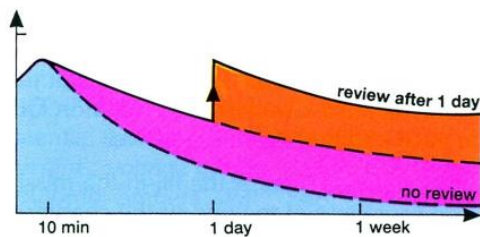
However,

if you quickly re-revise after 10 minutes, then it falls more slowly! This is good.



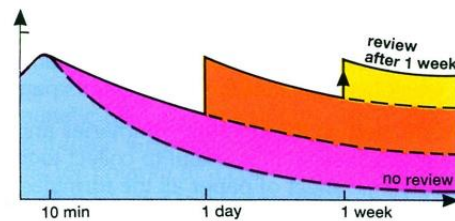
Even better,

if you quickly re-revise again, after 1 day, then it falls even more slowly! Great !



And even better still,

if you quickly re-revise again, after 1 week, then it falls even more slowly! Fab!



So the best intervals for 'topping-up', by reviewing or briefly re-revising are:

- ✓ 10 minutes
- ✓ 1 day
- ✓ 1 week
- ✓ ...and then 1 month.



Revise – Make notes/mindmaps/flashcards

Repeat – Go through everything again, concentrating on what you still don't understand

Review – Every week, spend some time going through everything you've done in the past week

Shake up your revision! Use a variety of revision strategies:



Brain Dump

Choose a topic and write down as much as you can remember, without referring to your notes. Check your notes and see what you missed then try fill the gaps without the notes. Check your notes a third time and add the missing information.



Flash cards

Write flash cards for each topic, in all subjects, then mix them up for the most effective revision. Check out the Leitner System for effective spacing and interleaving. Keep your flash cards simple – one question, one answer per card.



Map it out

Take an essay question or writing question and map out your answer, without writing a full response. Look at the mark scheme and decide if you plan meets the criteria. DO this for a number of questions, then choose one and write the full response.



Past papers

Ask your teacher for practice questions or exam papers. Complete them without notes in the exam conditions, then check your answers and identify the gaps in your knowledge, so you can target your revision.



Quizzes

Write a set of questions and answers and ask someone to test you. It's important to either write or say your answers loud. Reading through quizzes in your head can give you a false sense of security.



Thinking hard: Reduce

Read a section of your notes then put them aside and reduce what you need into 3 bullet points, each one no more than 10 words. Look back at the notes and decide if you missed anything important. Hide the notes and write a fourth bullet point.



Practice Introductions

For essay subjects, take a past exam question and practice writing effective introductions and conclusion. Look back at your notes and remind yourself of the important things to remember. Practice for different topics, texts and papers.



Thinking hard: Connect

For each subject, consider the exam paper and group together questions that require the same technique to answer. Write down the requirements for each type. Find a previous example you have completed and identify where you've met the criteria.



Thinking hard: Transform

Read a paragraph from your notes or a text book, and transform it into a diagram, chart or sketch – no words allowed. OR Look a diagram in science, for example, and transform it into a paragraph of explanation.



Key vocabulary

For a particular topic, make a list of key vocabulary, then do the following: define each word; use each term in a sentence; create a question where the key word is the answer; identify other words which connect to each of the words in your list.

Ways to deal with stress during exams

9 Ways to Beat Revision Stress

by @inner_drive | www.innerdrive.co.uk



Do the actual work – revise!



When really stressed, talk to someone about it



Get some fresh air each day



Stick to regular meal times



Do something to switch off an hour before bed



Don't dwell on worst case scenarios



A good sleep the night before is better than last minute cramming



Once you've done the exam, move on to the next one



Don't aim for perfection – it's a myth and doesn't exist

Pastoral Team

Your child's form tutors:

10AN: Mrs Gowing - jgowing@bwsgirls.org

10BL: Mrs Burke - tburke@bwsgirls.org

10GT: Ms Bell - jbelle@bwsgirls.org

10LV: Mrs Tagg - atagg@bwsgirls.org

10PK: Ms Shah-Thomas – ashahtomas@bwsgirls.org

10SE: Ms Lea & Ms Akil- glea@bwsgirls.org & aakil@bwsgirls.org

10SG: Ms Shade - eshade@bwsgirls.org

10WT: Ms Glover - lglover@bwsgirls.org

Learning Support Manager: Mrs Shrubshall - lshrubshall@bwsgirls.org

Head of Year: Mrs Carter - ecarter@bwsgirls.org

Assistant Headteacher (in charge of Year 10): Mrs Hemmings -
mhemmings@bwsgirls.org

Thank you

We would like to thank you for attending this evening. Please contact us if you have any further questions. Staff will be available at the end of this evening to answer any questions you have.

Examples of Revision Timetables

	Monday	Tuesday	Wednesday	Thursday	Friday	Saturday	Sunday
8 am	<p>SCHOOL DAY</p>						
9 am							
10 am							
11 am							
12 pm							
1 pm							
2 pm							
3 pm							
4 pm							
5 pm							
6 pm							
7 pm							
8 pm							

Subject Information Section

BTEC Health & Social Care

Course Details **BTEC Tech Award Health & Social Care (Pearson)**

External Exam: May – Year 11

External Assessment weighting - 40% of overall qualification

External Assessment Topic – Component 3 - Health and Well Being

Other Assessment Internally Assessed Tasks taken under controlled conditions set by Pearson:

Component 1 – Human Lifespan Development – Year 10

Component 2 – Health & Social Care Services and Values – Year 11

Revision Guidance Revise BTEC – BTEC First Revision Guide - Pearson

Revise BTEC – BTEC First Revision Workbook - Pearson

Staff available to speak to students at break times, lunch times and after school. Exam revision sessions after school in Year 11.

Useful Websites/Text Books

BTEC Tech Award Health & Social Care 2022 - [BTEC Tech Awards | Pearson qualifications](#)

BTEC Tech Award Revision Guide available from - [New BTEC Tech Award in Health & Social Care: Revision Guide \(for courses starting in 2022\) | CGP Books](#)

What can I do?

Ensure your coursework booklet is kept up to date in lessons to support your internally assessed unit assessment.

What does your child need to do to excel in this subject?

Make sure all notes are taken in the coursework booklet in lessons and keep these up to date and organised. In Year 11, use of revision guides and use of practice papers to support exam success is advised.

GCSE Art and Design

Course Details	Pearson Edexcel GCSE Art and Design
Exam Details	<p>The exam title (externally set assignment worth 40% of the GCSE) will be issued in January/February in Year 11, and students have approximately 12 weeks to prepare for the exam. The approach is very similar to coursework and a final piece/s will be produced over two days under exam conditions.</p> <p>These exams are practical exams in the Art rooms where students are given the time (10 hours over 2 days) to create outcomes based on the research, planning and preparation they have completed in the lead up to these timed exams.</p> <p>There will be a full-day mock exam in Year 10, and a 2-day mock exam in Year 11, in preparation for the final exam students will sit. Work completed over these sessions will, however, form part of the 60% coursework unit (Unit 1).</p>
Other Assessments	<p>One unit of coursework (60%) over two sketch books and covering two different titles.</p> <p>Completion of all coursework by hand-in date which is usually in January (date to be confirmed) in Year 11.</p> <p>Students will be expected to come in and put up an exhibition of their work usually in early June for the external moderator to mark.</p>
Subject support	<p>Targeted sessions for catch up and coursework guidance are run on 3 days per week after school in the Art Department. Students are also welcome to work independently in the department after school.</p>
Useful Websites	<p>www.nationalgallery.co.uk</p> <p>www.art2day.co.uk</p> <p>www.studentartguide.com</p> <p>www.tate.org.uk</p>
What can I do?	<p>Help with ideas for projects, aid with research tasks.</p> <p>Maybe visit a gallery or exhibition if possible, or look online if not.</p> <p>Ensure your child has all the equipment they need.</p> <p>A quiet space to do Art work preparation.</p> <p>Encourage them to stay after school for extra Art.</p>
What does your child need to do to succeed in this subject?	<p>Keep up to date with all the work that their teacher sets. Be independent in their working practice and use the research of other artists to inform their own ideas. Practice makes progress!</p>
What does your child need to do to excel in this subject?	<p>They need to put in the time to ensure that their ideas are well explored and researched. Use their teacher's expertise and do not be afraid to ask for help and advice. Use additional sessions to allow extra time for more sustained work. Take some creative risks, and explore ways of working towards exciting outcomes. Enjoy being creative, and practicing.</p>

GCSE Business Studies

Course Details

AQA GCSE Business Studies (8132).

The following units are taught:

Year 10

- Business in the real world
- Influences on business
- Business operations

Year 11

- Human resources
- Marketing
- Finance

Exam Details

All exams take place in the summer of Year 11

Paper 1: Influences of operations and HRM on business activities - a written paper (1 hour 45 minutes) 90 marks and worth 50% of the overall qualification

Paper 2: Influences of marketing and finance on business activity - a written paper (1 hour 4 minutes) 90 marks and worth 50% of the overall qualification

Other Assessments

There is no coursework element to the course however students will sit ongoing progress assessments in preparation for the final examinations.

Revision Guidance

Teams

BBC GCSE Bitesize

senecalearning.com

Useful Websites

www.tutor2u.net

www.beebusinessbee.co.uk

What can I do?

Regularly log into "Show My Homework" with your parental pin to promote subject-related discussion with your child

What does your child need to do to succeed in this subject?

It is important that they regularly review their PLC to identify their own strengths and weaknesses to help guide their revision.

They must meet all deadlines set and attempt any task to their best ability.

Revision starts from day one by consolidating classroom learning at home. They should be creating mind maps, revision cards and engaging with the independent learning activities set on SMH.

GCSE Computer Science

Course Details	OCR GCSE Computer Science – J277.
Exam Details	<p>Two written papers, which are a mixture of short and long answer questions, some of which require students to write small sections of program code and algorithms.</p> <ul style="list-style-type: none">• Computer systems (01) Written paper (no calculators allowed)• Computational thinking, algorithms and programming (02) Written paper (no calculators allowed) <p>Both papers are 1 hour and 30 minutes and are marked out of 80 marks</p>
Other Assessments	N/A
Revision Guidance	<p>Unit Resources on MS Teams GCSE Computer Science PLCs Completed presentations Work and homework sheets Theory E-book</p>
Useful Websites	<p>MS Teams www.ocr.org.uk/computing www.code.org Sam Learning</p>
What can I do?	<p>Ensure your child is completing additional reviews of topics covered every week. Ensure your child is creating revision resources to aid retention and revision. Ensure your child is practising programming at least once a week.</p>
What does your child need to do to succeed in this subject?	<p>Use and review their PLCs to plan revision carefully. Practice programming regularly. Do as many past paper questions as possible to help improve exam technique.</p>
What does your child need to do to excel in this subject?	<p>For the Written exam: Make sure to attend any extra revision sessions. Make sure you are constantly recapping key terminology. Find real life examples to help remember theory.</p>

GCSE Design and Technology

Course Details	AQA Design and Technology (8552) This includes Fashion Textiles and Product Design strands.
Exam Details	One x 2 hr paper - 50% of GCSE
Other Assessment	Non-exam assessment (NEA) 50% of GCSE. This is a substantial “design and make” task. Contextual challenges are set by AQA in June of the year prior to final examination and students select which context and material area they wish to work with.
Subject support	All Year 11 students can attend the NEA Clinic after school 3:15—4:30pm. All students can make use of the DT building to complete work and folder content after school and staff are available for help at lunchtimes.
Revision Guidance	Year 11 Mock exam during mock exam week. PG Online AQA 9-1 Design and Technology AQA GCSE D&T. GCSE Bitesize and SAM Learning
Useful Websites	www.technologystudent.com www.designmuseum.org www.designweb.co.uk www.tep.org.uk www.design-technology.org School Teams page
What can I do?	Help with research of topic themes. Help with equipment and materials. Practice key words together. Encourage your child to watch design programmes and visit museums and galleries. Support with evaluation and testing of finished products. Students are expected to test their designs with a 3 rd party as part of formal assessments.
What does your child need to do to succeed in this subject?	Talk to your teacher as soon as needed about anything that will help! Keep up to date with extended deadlines: tackling jobs regularly in smaller chunks works better than rushing at the end.
What does your child need to do to excel in this subject?	Be creative, determined and resourceful. Be prepared to use your own time to develop your work. Don't be afraid to ask for help, it's often the students who ask lots of questions who do well in DT.

GCSE Drama

Course Details	AQA GCSE Drama (8261) The subject content for GCSE Drama is divided into three components: Component 1: Understanding Drama – study of a set play and a 1 hour 45-minute written examination in Summer Term of Year 11. Component 2: Devised Practical performance and Devising logbook. Component 3: Practical performance of two extracts from a play Theatre trips are an essential part of GCSE Drama and it is compulsory for students to attend these.
Exam Details	Component 1: Understanding drama Knowledge and understanding of drama and theatre; study of one set play from a choice of six; analysis and evaluation of the work of live theatre makers. Written Exam: 1 hour and 45 minutes, open book (40% of GCSE). Section A: multiple choice Section B: four questions on a given extract from the set play chosen Section C: one question (from a choice) on the work of theatre
Other Assessment	Component 2: Devising Drama performed in Autumn Term of Year 11 Component 3: Texts in Practice in Spring Term of Year 11
Subject support	Additional weekly rehearsal slots and revision sessions for the written exam.
Revision Guidance	Learning lines for practical examination. Attending additional rehearsals after school, weekends and in school holidays; all confirmed via parent letters. Attendance in school is vital for effective rehearsals during lessons.
Useful Websites	Students should access the following links for helpful website and study resources. www.samlearning.com provides useful exercises for developing written techniques and analytical skills. http://www.bbc.co.uk/education/subjects is a useful revision tool http://www.aqa.org.uk/subjects/drama The AQA Drama website has sample assessment materials.
What can I do?	Help your child to learn any lines. Accompany your child to professional productions outside of school to gain experience of live theatre.
What does your child need to do to succeed in this subject?	Maintain a positive attitude and an inquisitive mind. Be willing to work with others effectively and experiment with different theatrical forms and techniques.
What does your child need to do to excel in this subject?	Visit a range of live theatre productions regularly. Conduct wider reading of theatre practitioners and styles, and read professional theatre reviews. Be prepared to take risks and challenge yourself!

GCSE English Language

Course Details	AQA GCSE English Language Explorations in Reading and Writing Writers' Viewpoints and Perspectives.
Exam Details	Paper 1: Explorations in Reading and Writing 1 hour 45 minutes Section A: Reading (one literature fiction text) 25% 1 short form question (1 x 4 marks) 2 longer form questions (2 x 8 marks) 1 extended question (1 x 20 marks) Section B: Writing (descriptive or narrative writing) 25% 1 extended writing question (24 marks for content, 16 marks for technical accuracy) Paper 2: Writers' Viewpoints and Perspectives 1 hour 45 minutes Section A: Reading (one non-fiction text and one literary non-fiction text) 25% 1 short form question (1 x 4 marks) 2 longer form questions (1 x 8, 1 x 12 marks) 1 extended question (1 x 16 marks) Section B: Writing (writing to present a viewpoint) 25% 1 extended writing question (24 marks for content, 16 marks for technical accuracy) All students examined at the end of Year 11
Other Assessments	Non-Examination Assessment: Spoken Language Presenting Responding to questions and feedback Use of Standard English This is a teacher assessed unit which carries no marks towards a GCSE qualification.
Revision Guidance	CGP Revision Guides
Useful Websites	SAM Learning BBCBitesize.co.uk
What can I do?	Encourage wide reading across non-fiction and fiction texts. Ensure that your child makes the most of revision sessions and mock examination experience.
What does your child need to do to succeed in this subject?	Attend revision sessions; make the most of mock examinations; read widely across fiction and non-fiction to improve your vocabulary and your confidence in responding to unfamiliar reading passages.
What does your child need to do to excel in this subject?	Analyse and evaluate the effect of language choices in longer answer questions in Section A of the exams. Plan carefully before writing responses and leave enough time to check work in Section B of the exams.

GCSE English Literature

Course Details	AQA GCSE English Literature Shakespeare and the Nineteenth Century Novel Modern texts and Poetry
Exam Details	Paper 1: Shakespeare & the Nineteenth Century Novel 1 hour 45 minutes 64 marks 40% of GCSE closed book Section A Shakespeare: students will answer one question on their play. They will be required to write in detail about an extract from the play and then to write about the play as a whole. Section B The 19th-century novel: students will answer one question on a novel they have studied. They will be required to write in detail about an extract from this novel and then to write about the novel as a whole. Paper 2: Modern texts and Poetry 2 hour 15 minutes 96 marks 60% of GCSE closed book Section A Modern texts: students will answer one essay question from a choice of two on a modern text they have studied. Section B Poetry: students will answer one comparative question on one named poem printed on the paper and one other poem from their anthology cluster. Section C Unseen poetry: Students will answer one question on one unseen poem and one question comparing this poem with a second unseen poem. All students examined at the end of Year 11
Revision Guidance	York Notes Revision Guides CGP Revision Guides
Useful Websites	 SAM Learning www.BCBCBitesize.co.uk http://www.shmoop.com/ https://www.memrise.com/ http://www.sparknotes.com
What can I do?	Encourage wide reading across non-fiction and fiction texts. Ensure that your child makes the most of revision sessions and mock examination experience.
What does your child need to do to succeed in this subject?	Re-read literature texts during the holidays, memorise a range of quotations, practise planning essay responses, and attend revision sessions.
What does your child need to do to excel in this subject?	Analyse and evaluate the effect of form, structure and language and embed short, precise quotations as evidence in essay responses. Draw perceptive and sharply relevant links between social, historical and literary context and the texts studied. Ensure that they know their literature texts in meticulous detail.

GCSE Food Preparation and Nutrition

Course Details	WJEC Eduqas Food Preparation and Nutrition To equip learners with the knowledge, understanding and skills required to cook and apply the principles of food science, nutrition and healthy eating. To encourage learners to cook and enable them to make informed decisions about food and nutrition in order to be able to feed themselves and others affordably and nutritiously, now and later in life.
Exam Details	Written assessment: 1 hour 45 minutes - 50% of qualification at the end of year 11
Other Assessment	Two Practical assessments – 50% of qualification – beginning of year 11 <ol style="list-style-type: none">1. Food investigation assessment – this is a scientific food investigation - 8 hours2. Food preparation assessment – plan, prepare and cook a three-course meal - 12 hours
Revision Guidance	Revision Guides: Eduqas GCSE Food Preparation and Nutrition, by Jayne Hill (Illuminate Publishing) or CGP – GCSE Food Preparation and Nutrition for WJEC Eduqas (grade 9-1) Also available is the text book for Eduqas GCSE Food Preparation and Nutrition – Illuminate Publishing or Hodder. We use Hodder in school. <u>Topics covered</u> Food commodities, principles of nutrition, diet and good health, the science of food, where food comes from, and cooking and food preparation.
Useful Websites	www.nutrition.org.uk www.bbcgoodfood.com/content/recipes www.eatwell.gov.uk www.foodafactoflife.org.uk www.5aday.nhs.uk
What can I do?	Ensure your child has ingredients for practical lessons which are part of their research for their practical exam. They need to be well organised for practical lessons and the practical exam, bringing in recipes, apron, time-plan and other notes. Practice dishes at home, so they feel confident when they go into their practical exam. To keep up with coursework, attendance is really important, as it is in controlled assessment time.
What does your child need to do to succeed in this subject?	Complete coursework to deadlines and keep focused in controlled assessment time, so that you do not waste time and work to your best ability. Do plenty of independent research to get ideas for practical exam. Always practice dishes at home prior to practical exam. Research dishes using high level skills. Catch up on any missed lessons, so there are no gaps in your work.
What does your child need to do to excel in this subject?	Use high level cooking and presentation skills in the practical exam, so you can gain high marks. Be organised with class notes and homework and keep to deadlines with coursework. Keep class notes in a ring binder, so that you have them for revision.

GCSE Geography

Course Details	Edexcel B GCSE Geography (9-1) Enquiry based Geography around topic themes, in addition to a decision-making paper. Topics and question styles vary throughout the two years.
Exam Details	Three exams at the end of Year 11. Paper 1: Global Geographical Issues - 37.5% of GCSE, 94 marks, 90 minutes <ul style="list-style-type: none">• Topic 1: Hazardous Earth • Topic 2: Development dynamics • Topic 3: Challenges of an urbanising world Paper 2: UK Geographical Issues - 37.5% of GCSE, 94 marks, 90 minutes <ul style="list-style-type: none">• Topic 4: The UK's evolving physical landscape – including sub-topics, coastal change and conflict, river processes and pressures. • Topic 5: The UK's evolving human landscape • Topic 6: Geographical investigations Paper 3: People and Environmental Issues (Making geographical decisions) – 25% of GCSE, 64 marks, 90 minutes <ul style="list-style-type: none">• Topic 7: People and the biosphere • Topic 8: Forests under threat • Topic 9: Consuming energy resources
Other Assessment	You will go on two compulsory, exam-assessed fieldtrips: one in Year 10 to Reculver to study coastal landscapes and the other in Year 11 to Stratford for our urban study.
Revision Guidance	There will be a range of revision resources, including past paper questions available for you throughout the course. Regular assessment will take place. You should go through your PLC and make flash cards or posters. You should also focus on key words and skills.
Useful Websites	The student Team - Geography Edexcel Geography B 9-1 SENECA Learning Internet Geography Time for Geography News websites/apps
What can I do?	Take an interest in student's learning and progress, support with additional reading and watching. Encourage visits to locations that will support geographical learning- coastal environments, Natural History museums etc. Geography is all around us. Support with revision planning and organisation Purchase a revision guide/workbook/flashcards
What does your child need to do to succeed in this subject?	We expect you to be organised, complete all work to the best of your ability. Ensure you complete work if absent. Be prepared to be assessed in several ways such as through long answer and data-based questions. Act on feedback from your teacher You should keep track of your progress and revise regularly. If you don't understand something/need extra help, please ask. Take an interest in their geographical learning and be curious about what happens in the World. Keep questioning the World.

GCSE History

Course Details	Edexcel GCSE (9-1) History Thematic study and historic environment - Medicine in Britain, c1250–present The British sector of the Western Front, 1914–18: injuries, treatment and the trenches. Period Study and British Depth Study - The American West, c1835–c1895 and Early Elizabethan England Modern Depth Study - Weimar and Nazi Germany, 1918–39
Exam Details	PAPER 1: Thematic study and historic environment (1 hour 15 min, 30%) PAPER 2: Period Study and British Depth Study (1 hour 45 min, 40%) PAPER 3: Modern Depth Study (1 hour 20 min, 30%)
Subject support	Students will complete past paper questions throughout the course. Students can speak to the History staff at any break time or after school. Students will be given the opportunity to attend revision sessions in Year 11 where appropriate.
Useful Websites	BBC Bitesize JohndClare.net Timelines.tv .
What can I do?	Organise visits to appropriate museums or sites such as Hampton Court Palace, the Old Operating Theatre and the Imperial War Museum. Purchase a revision guide when they start the course.
What does your child need to do to succeed in this subject?	They need to have good literacy skills and enjoy reading. They need to work hard in every lesson and be ready to contribute to class discussion. They need to be prepared to do lots of reading and writing in lessons in order to prepare good notes for the future

GCSE Mathematics

Course Details	Edexcel Mathematics (9-1) Students in Mathematics study either towards the Higher or Foundation tier. Students should be aware of what they are aiming towards, but there is always flexibility throughout the GCSE to suit your child's needs. We have three streams; Foundation, Higher and Higher Extended. Higher Extended students are working towards the Higher GCSE, as well as the Further Maths GCSE. This is not an option students can select; it is done within their normal Maths lessons on top of the core syllabus.
Exam Details	GCSE Maths is assessed by a terminal exam (3 papers) at the end of Year 11: one non-calculator and two calculator exams.
Subject support	The Mathematics department are a supportive department, and students are welcome and encouraged to email their teachers if they need help with any topics, a homework, or just generally need additional support in Mathematics.
Revision Guidance	Revision workbooks and guides are available from Pearson; they are readily available online, although we still have a number of Foundation workbooks and guides available in L1. Students can use vle.mathswatch.com , as well as the other useful websites indicated below. Past papers, and lots of them!
Useful Websites	http://www.vle.mathswatch.co.uk/ https://corbettmaths.com Maths folder on the "BWSGIRLS - students" Team www.mathsgenie.co.uk www.youtube.com – there are loads of useful videos out there if you are stuck!
What can I do?	Ensure the revision books are purchased and used. Make sure your child has the correct equipment, such as a black ink pen, pencil, calculator, ruler, compasses and protractor available in every lesson.
What does your child need to do to succeed in this subject?	Make sure that thorough revision takes place in preparation for all 'in year' topic assessments, as well as future mock exams. Seek help with the topics you find difficult immediately and use the internet resources for independent study. Bring specific problems to lessons so your teacher can help you. Do not leave it until the last minute.
What does your child need to do to excel in this subject?	Practice past examination questions on topics as there are covered in lessons. Organise your work so you can refer back to lesson notes easily. Complete past papers so you practice moving from one topic to the next quickly. Look out for the links between topics, learn a concept once and then learn where it can be applied. Always have a go; not getting it right the first time is an important learning curve in Maths. Keep trying and having a go until you do succeed.

GCSE Media Studies

Course Details

AQA GCSE Media Studies

Exam Details

Media 1 –

35% of GCSE / 1hr 30 minute exam

Section A focus – Magazines, Advertising and Marketing, Newspapers, Online, Social and Participatory Media

Section B focus – Radio, Music Video, Newspapers, Online, Social and Participatory Media

Media 2 –

35% of GCSE / 1hr 30 minute exam

Section A focus – Based upon an extract from a product students have studied in class

Section B focus – Newspapers, Online, Social and Participatory Media and Video Games

Other Assessments

Non-Exam Assessment –

30% of GCSE / Coursework based

Construction of a media product in response to a brief set by the exam board.

Revision Guidance

A revision guide for this course will be released.

Factsheets are available for all students via Teams

Useful Websites

<https://www.youtube.com/playlist?list=PLMHmRB0Gh0RiY5jKdy65jaWDto5EY5J3k>

Bullers Wood Media Youtube

https://www.youtube.com/channel/UCvyNT7veOy1Cut_XjIYJ4Vg

Mrs Fisher's Media Studies channel

<https://www.youtube.com/channel/UCUKrxp4BcJrGLzmqAhCjASg>

Media Macguffin GCSE (AQA)

<http://mediamacguffingcseyear1.blogspot.com/>

What can I do?

Know your Close Study Products inside out.

Take time to keep all notes on these organised and categorised

What does your child need to do to succeed in this subject?

Ensure deadlines are met.

Complete PLCs at various points during the year.

Ensure you understand and can explain all the keywords given in class.

Revise as you go – students have a lot of content to learn, so should revise each area of media as we learn about them in lessons.

If you need support, don't be afraid to ask your media teachers and technician.

What does your child need to do to excel in this subject?

Take comprehensive notes on the Close Study Products given in class. Read around the topics given in class to ensure an even broader understanding. Have an interest in creating their own media products using various different media platforms. Practise past questions and perfect exam techniques.

GCSE Languages French, German, Spanish

Course Details	<p>Examination board: AQA</p> <p>Paper 1: Listening. Both tiers: Section A – questions in English, to be answered in English or non-verbally Section B – questions in target language, to be answered in target language or non-verbally</p> <p>Paper 2: Speaking. Both tiers: Role-play Photo card General conversation</p> <p>Paper 3: Reading. Both tiers: Section A – questions in English, to be answered in English or non-verbally Section B – questions in target language, to be answered in target language or non-verbally Section C – translation from target language into English</p> <p>Paper 4: Writing. <u>Foundation Tier</u> Question 1 – message (student produces four sentences in response to a photo) Question 2 – short passage Question 3 – translation from English into target language Question 4 – structured writing task <u>Higher Tier</u> Question 1 – structured writing task Question 2 – open-ended writing task Question 3 – translation from English into target language</p>
Exam Details	Listening, Reading, Speaking and Writing final exams will take place in May/June of Year 11
Subject support	All staff in the department are available to speak to students before school, at break time, lunchtime and after school.
Revision Guidance	Revision sessions are held closer to the exams at lunchtimes and after school. Students are encouraged to buy a revision guide to support their learning.
Useful Websites	Students are encouraged to use revision websites such as Linguascope, BBC Bitesize, SAM Learning, languagesonline.org.uk, http://www.quizlet.com/ and Kerboodle.
What can I do?	Encourage your child to revise vocabulary and grammar structures regularly.
What does your child need to do to succeed in this subject?	Ensure that all assessed work meets their target grade. Learn all vocabulary on a regular basis.
What does your child need to do to excel in this subject?	Practice grammar and translation regularly. Read independently at home in the target language.

GCSE Music

Course Details	Edexcel (Pearson) GCSE Music (1MU0/03) The subject content for GCSE Music is divided into three components: <ul style="list-style-type: none">• Performance (Solo & Ensemble)• Composition (one free, the other set to a brief)• Listening and Appraising - <i>Areas of study: Instrumental Music, Vocal Music, Music for Stage and Screen, Fusions</i>
Exam Details	Listening and Appraising - Written exam: 1 hour and 45 minutes, 40% of GCSE Questions - The paper is made up of two sections: <ul style="list-style-type: none">• Section A: Six questions related to six of the eight set works One short melody/rhythm completion exercise One question on an unfamiliar piece (skeleton score provided) with questions on its musical element• Section B: Extended response comparison between a set work and one unfamiliar piece One question that asks students to compare and/or evaluate the musical elements, musical contexts and musical language of one set work with one unfamiliar piece of music.
Other Assessment	Controlled Assessments (Internally marked, externally moderated) Performance 30% Two performances: Combined duration of four minutes - Solo and Ensemble Composition 30% Two compositions: Combined duration of three minutes One free composition and one set to a brief, provided by the exam board
Subject support	It is paramount that your child has weekly instrumental or singing lessons in order to prepare for their Unit 1 performance exams, which are worth 30% of the final mark. There will be a composers' lab offered after school for those who wish to gain more experience composing and using Sibelius.
Revision Guidance	Listening and Appraising - Students will need to ensure they are entirely familiar with all eight set works and that their theoretical knowledge is of a standard whereby they are able to analyse written music. Also, a competent aural ability will need to be developed in order to be able to appraise music based purely on its sonic components. The vast majority of the questions in the exam rely on a candidate's ability to identify musical features by purely listening. Therefore, the most useful practice is simply listening to music, all the time. Performing - Your child, along with their peripatetic instrument or vocal tutor, will keep a log of the progress made in performance. They will be required to practice most days at home to ensure their continued development. Composing - Students will be required to have a working knowledge of Sibelius/Musescore/Soundtrap as this will be the software they will use to notate/record their compositions. They will receive training on this in year 10.
Useful Websites	<u>BBC Bitesize</u> <u>Music theory</u> <u>Edexcel specification</u> <u>Set works</u> <u>Revision podcasts</u>
What can I do?	Ensure your child attends their instrumental/vocal lessons and completes all homework assignments. Encourage them to take part in extracurricular music activities, e.g. orchestra and concerts. Ask to hear their compositions and have them explain the various different elements. Also, encourage them to perform their performance repertoire for you and other family members and friends. There is no better practice than performing in an open and supportive environment in front of others.
What does your child need to do to succeed in this subject?	Maintain a positive attitude and an inquisitive mind. Be willing to work hard on theoretical practices as well as the practical elements of the course. Upon starting the course your child will be given a Music GCSE Handbook: they should be proactive in their independent learning and complete all sections of the theory catch up material provided. Listen to a wide variety of musical styles and build a familiarity with music from all genres and eras. Feel comfortable experimenting in musical areas that they may have little or no previous knowledge of.

GCSE Physical Education

Course Details	AQA GCSE Physical Education (8582) The human body and movement in physical activity and sport Socio-cultural influences and well-being in physical activity and sport Practical performance in physical activity and sport
Exam Details	Pupils will sit two written exams: Paper 1: The human body and movement in physical activity and sport Applied anatomy and physiology, movement analysis, physical training, use of data Written exam: 1 hour 15 minutes, 30% of GCSE Paper 2: Socio-cultural influences and well-being in physical activity and sport Sports psychology, socio-cultural influences, health, fitness and well-being, use of data Written exam: 1 hour 15 minutes, 30% of GCSE
Other Assessment	Practical Element: Practical performance in three different physical activities in the role of player/performer (one in a team activity, one in an individual activity and a third in either a team or in an individual activity). For each of their three activities, students will be assessed in skills in progressive drills (10 marks per activity) and in the full context (15 marks per activity). Students will be expected to be participating on a weekly basis in a competitive environment in at least one activity. Video evidence will be required. Coursework: Students will be assessed on their analysis (15 marks) and evaluation (10 marks) of performance to bring about improvement in one activity. Assessed by teachers and moderated by AQA -40% of GCSE
Subject support	Revision sessions will be offered in year 11.
Revision Guidance	Access to The Everlearner online revision tool GCSE Simplified revision book available to purchase and suggest buying the AQA text book. PowerPoints and resources on Show My Homework. Past papers, Knowledge organisers and model answers will be available via Teams GCSE PE Smart cards https://www.smartpe.co.uk/aqa-smartcards/
Useful Websites	www.bbc.co.uk/sport GCSE Bitesize www.teachpe.com https://www.theeverlearner.com/
What can I do?	Ensure your child has the correct kit on the correct day and knows when the practical elements of the course will take place. Help with learning key words and phrases. Ensure your child is up to date with current issues in sport and is aware of the sporting headlines as this can be applied in their answers on the exam.

GCSE Religious Studies

Course Details	EDUQAS GCSE Religious Studies – Route A Religious, philosophy and ethical studies in the modern world Study of Christianity Study of World Faith (Islam)
Exam Details	Pupils will be studying EDUQAS Route A Religious Studies over two lessons per week. This is 100% exam based. There are three exams: The study of Islam (beliefs and practices): 1-hour paper worth 25%. The study of Christianity (beliefs and practices): 1-hour paper worth 25% Religious philosophy and ethical studies in the modern world (relationships, life and death, human rights, good and evil): 2-hour paper worth 50%
Revision Guidance	The student Team for RS&P contains an array of helpful resources, e.g. revision booklets, teacher PowerPoints, assessment materials. Effective revision for RS&P includes learning quotations and revising technical vocabulary. Plenty of timed essay practice is also advisable – it helps you hone your exam technique.
Useful Websites	http://questioningeducation.co.uk/
What can I do?	It is helpful if parents can discuss at home some of the moral and life issues with which pupils engage at school.
What does your child need to do to succeed in this subject?	Attend all lessons. Complete ALL pieces of homework. Catch up on any work missed.
What does your child need to do to excel in this subject?	Complete Optional Learning Activities (OLA) on Show My Homework. Look up passages in the holy texts that we may not have covered in class. Complete extra timed exam questions

GCSE Combined Science Trilogy

Course Details

AQA GCSE Combined Science Trilogy

All GCSE Science courses started in Year 9; in Year 10 students chose to sit Separate Sciences or Combined Science. The majority of students are completing Combined Science. However, both Separate Sciences and Combined Science are two-year courses so students will complete all examinations at the end of Year 11.

Decisions about higher and foundation tiers of entry will be taken after mock exams have taken place in Year 11, so it is in the students' best interests to work as hard as they can throughout the course and demonstrate their capability to be entered for higher tier papers.

Students will complete a number of required practical's and these will form a part of the examination papers. Therefore, it is important that your child is in school to complete these. End of term assessments will take place on a regular basis throughout the year in Biology, Chemistry and Physics.

Exam Details

We are following AQA GCSE Combined Science Trilogy which is a two-year course. Students are examined in the summer of Year 11.

The written examinations are structured as follows:

GCSE Combined Science Trilogy

Biology, Chemistry and Physics: 2 papers each subject

All papers are 1 hour 15 minutes

Revision Guidance

We have revision guides and all-in-one workbooks for Combined Science to buy from the Science Department. We recommend that students buy and use these to support their studies during the two-year course, and to help prepare for tests and assessments. There are also lots of revision resources on the school system such as past paper questions.

Useful Websites

BBC GCSE Bitesize: www.bbc.co.uk/schools/gcsebitesize/science

Seneca: <https://www.senecalearning.com/>

S-cool the revision website: www.s-cool.co.uk

There are also other useful revision websites online including:

<https://www.mygcscience.com/> and <http://freesciencelessons.co.uk/>

Revision classes may be held prior to the examinations and will be publicised by class teachers preceding the examinations.

What can I do?

Help your child to make revision cards with selected information on related topics. Test your child: use their exercise book or revision notes to ask questions related to topics. Encourage them to do past paper questions on a regular basis and use a revision guide and workbook.

What does your child need to do to succeed in this subject?

Regularly review your work to check your understanding.

Start your revision early.

Ask your teachers for advice.

Practise by doing past paper questions and develop effective revision techniques, not just copying from a revision guide.

What does your child need to do to excel in this subject?

Read around the topics you are studying, for example using revision guides, websites, documentaries and specialist magazines, and making extra notes.

GCSE Separate Sciences

Course Details

AQA Separate Sciences

All GCSE Science courses started in Year 9; in Year 10 students chose to sit Separate Sciences or Combined Science. The majority of students are completing Combined Science. However, both Separate Sciences and Combined Science are two-year courses so students will complete all examinations at the end of Year 11.

Decisions about higher and foundation tiers of entry will be taken after mock exams have taken place in Year 11, so it is in the students' best interests to work as hard as they can throughout the course and demonstrate their capability to be entered for higher tier papers.

Students will complete a number of required practical's and these will form a part of the examination papers. Therefore, it is important that your is in school to complete these. End of term assessments will take place on a regular basis throughout the year in Biology, Chemistry and Physics.

Exam Details

We are following AQA GCSE Separate Sciences which is a two-year course, students are examined in the summer of Year 11.

The written examinations are structured as follows:

Biology, Chemistry and Physics: 2 papers each subject

All papers are 1 hour 45 minutes

Revision Guidance

We have revision guides and all-in-one workbooks for the Separate Sciences available to buy from the Science Department. We recommend that students buy and use these to support their studies during the two-year course, and to help prepare for tests and assessments. There are also lots of revision resources on the school system such as past paper questions.

Useful Websites

BBC GCSE Bitesize: www.bbc.co.uk/schools/gcsebitesize/science

Seneca: <https://www.senecalearning.com/>

S-cool the revision website: www.s-cool.co.uk

There are also other useful revision websites online including:

<https://www.mygcse-science.com/> and <http://freesciencelessons.co.uk/>

Revision classes may be held prior to the examinations and will be publicised by class teachers.

What can I do?

Help your child to make revision cards with selected information on related topics. Test your child: use their exercise book or revision notes to ask questions related to topics. Encourage them to do past paper questions on a regular basis and use a revision guide and workbook.

What does your child need to do to succeed in this subject?

Regularly review your work to check your understanding.

Start your revision early.

Ask your teachers for advice.

Practise by doing past paper questions and develop effective revision techniques, not just copying from a revision guide.

What does your child need to do to excel in this subject?

Read around the topics they are studying; for example, using revision guides, websites, documentaries and specialist magazines, and making extra notes. They will benefit from having an enquiring mind and passion for the sciences as students are expected to be able to apply their learning in unfamiliar contexts.

Level 2 Vocational Award in Hospitality and Catering (Technical Award)

Course Details	WJEC vocational award in Hospitality and Catering Level 2
Exam Details and assessment	<p>This qualification is made up of two units. Unit 1, The Hospitality and Catering Industry, is assessed through an exam 1 hour 20 minutes. which is 40% of the mark at the end of Year 11.</p> <p>For Unit 2 you will complete an assignment where you plan and prepare a menu in response to a brief. This will be worth 60% of your qualification and will take approximately 12 hours.</p>
What will you study	<p>Unit 1: The Hospitality and Catering Industry</p> <p>Learn about the hospitality and catering industry, the types of hospitality and catering providers and about working in the industry. Learn about health and safety, and food safety in hospitality and catering, as well as food related causes of ill health.</p> <p>Unit 2: Hospitality and Catering in Action</p> <p>In this unit learners will gain knowledge and understanding of the importance of nutrition and how to plan nutritious menus. They will learn the skills needed to prepare, cook and present dishes. They will also learn how to review their work effectively.</p>
What skills will you develop?	How to prepare and make dishes. Skills and techniques of preparation, cooking and presentation of dishes and food safety practices. Menu planning. Importance of nutrition
Revision	Hodder revision book for Level 2 and Text book.
Useful Websites	<p>www.nutrition.org.uk</p> <p>www.bbcgoodfood.com/content/recipes</p> <p>www.eatwell.gov.uk</p> <p>www.foodafactoflife.org.uk</p> <p>www.5aday.nhs.uk</p>
What can I do?	<p>Ensure you have ingredients for practical sessions which happen weekly.</p> <p>You need to be well organised for practical lessons and the practical exam, bringing in recipes, apron, time-plan and other notes.</p> <p>Practice dishes at home, to improve confidence and this will help with confidence in the practical exam.</p> <p>To keep up with coursework, attendance is really important, as it is in controlled assessment time.</p>
What does your child need to do to succeed in this subject?	Enjoy cooking and have an interest in preparing food. Complete coursework to deadlines and keep focused in controlled assessment time, so that you do not waste time and work to your best ability. Do plenty of independent research to get ideas for practical exam. Always practice dishes at home prior to practical exam. Research dishes using high level skills. Catch up on any missed lessons, so there are no gaps in your work.
What does your child need to do to excel in this subject?	Use high level cooking and presentation skills in the practical exam, so you can gain high marks. Be organised with class notes and homework and keep to deadlines with coursework. Keep class notes in a ring binder, so that you have them for revision.